


Standard and Essential Question:

Academic Preparedness: Writing

- Take notes to meet the note-taking objective (AP.W.6)
- Summarize and Reflect to synthesize learning and identify next steps (AP.W.7)














EQ: “Which format of focused notes best suit this situation?”



Lesson

1. eFocused Note-Taking Fillable Templates

- View the Reference: Select the Appropriate Format for Note-Taking resource.
- Access the correct platform of eFocused Notes and download/access the template. eFocused notes are fillable, digital templates.
- Make a copy of the template and save the original.
- Rename the copy to reflect a pre-established file naming convention.

	Cornell Notes	2-Column Notes	3-Column Notes
Word			
Google Docs			
Pages			
PDF			
OneNote			

Resources

Reference

AVID Writing for Disciplinary Literacy

Selecting the Appropriate Format for Note-Taking
pp. 107-108

